




SPECIFICATIONS

MDR-505-24-100-LC

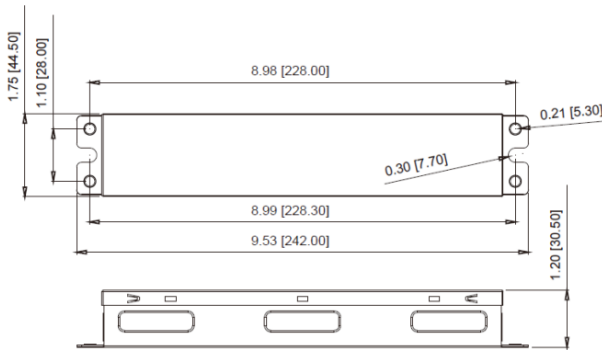


Note-

1. UL file: E340871

Mechanical and Thermal

Dimensions	L9.53" X W1.75" X H1.20"
Weight	540g
Lead Wire Length	6" (Standard)
Max. Case Operation Temp.	80°C



*Dimension in Inch(Metric)

Features

- ✓ Constant Voltage Output
- ✓ 0-10V Dimming
- ✓ Class 2 Compliance
- ✓ Damp / Dry Location
- ✓ 5 Year Warranty
- ✓ Precise output tolerance (+/-3%)
- ✓ Similar dimension as most popular CV driver in the market

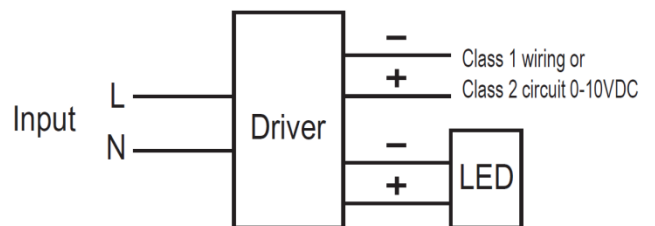
Protection

- Auto-reset electronic short circuit
- Overload protection
- Class 2
- Isolated 0-10V Dimming wires

Environmental Specifications

- Operating Temperature -20° to 60°C
- Storage Temperature -20° to 70°C
- MTBF >100,000 hrs
- -Lead Free SMT process

Wiring Diagram



Macron Associate Co. – Power Supply Team

NO.352, Perng-Yi Road, Taiping, Taichung, Taiwan 411

TEL: 886-4-22708357 FAX: 886-4-22767307 Email: macron@macrongroup.com

D0319

1. Input – specification

	Units	Minimum	Typical	Maximum	Notes
Input Voltage Range(Vin)	Vac	108	120-277	304	
Input Frequency Range	Hz	50	60	63	
Input Power	W		110		
Power Factor(PF)		0.9	>0.9		From 100% to 80% of rated power
Input Current	A	-	-	0.9A@120VAC 0.4A@277VAC	
Inrush Current	A	Meet NEMA 410 requirements			See the inrush current information
Total Harmonics Distortion (THD)				20%	At nominal input voltage and nominal LED voltage
Efficiency		-	>86%	-	Efficiency is measured after driver has thermally stabilized + full load
Isolation	Meet UL1310/UL8750 for class 2 isolation power supply				

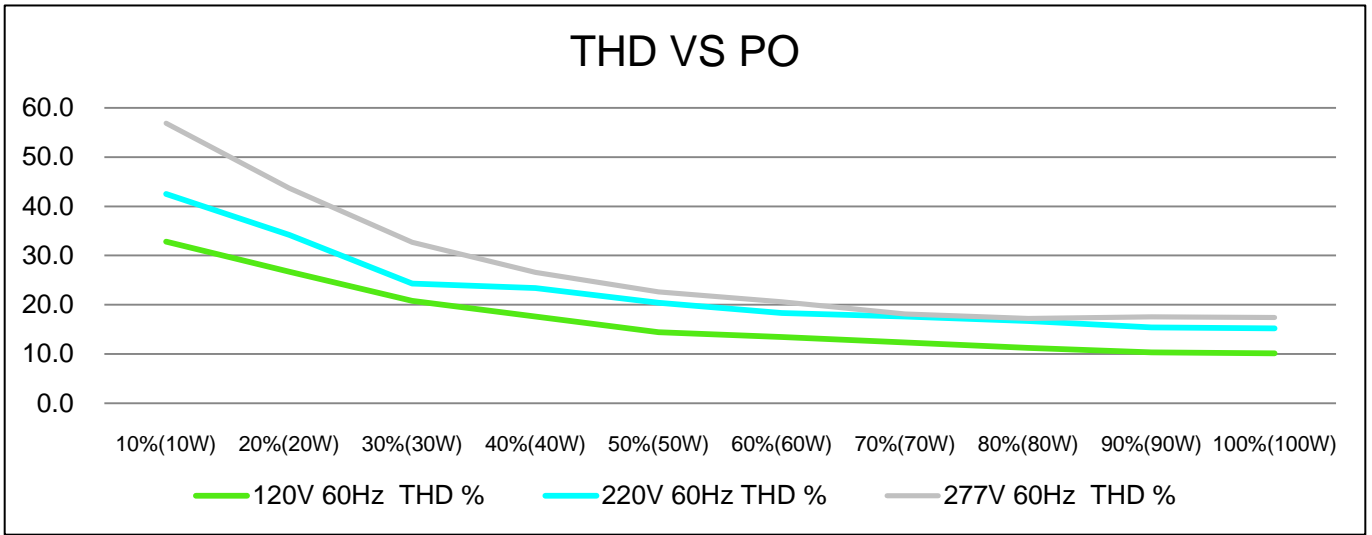
2. Output - specification

	Units	Minimum	Typical	Maximum	Notes
Output Voltage(Volt)	Vdc		24		
Output Current(Iout)	mA		4000		
Output Voltage Tolerance	%		+/- 3%		
Output Ripple Current		< 30% peak-to-peak of 4000 mA			$\leq 20\%$ pk-to-pk of the rated output current for all models with Vout max $\geq 32V$ $\leq 50\%$ pk-to-pk of the rated output current for all models with Vout max $\leq 30V$ At nominal LED voltage and nominal input voltage without dimming
Dimming Range	%	3%		100%	Please refer to Dimmer compatibility list
Star-up Time	ms		350-400		<ul style="list-style-type: none"> Measured at the Maximum load and normal input voltage. Complies with California title 24 and Energy star ® luminaire specification.
Isolation	Meet UL1310/UL8750 for class 2 isolation power supply				
Operation Case Temperature	°C	-30		80C	
Audible Noise	dB	< 24dB Class A			

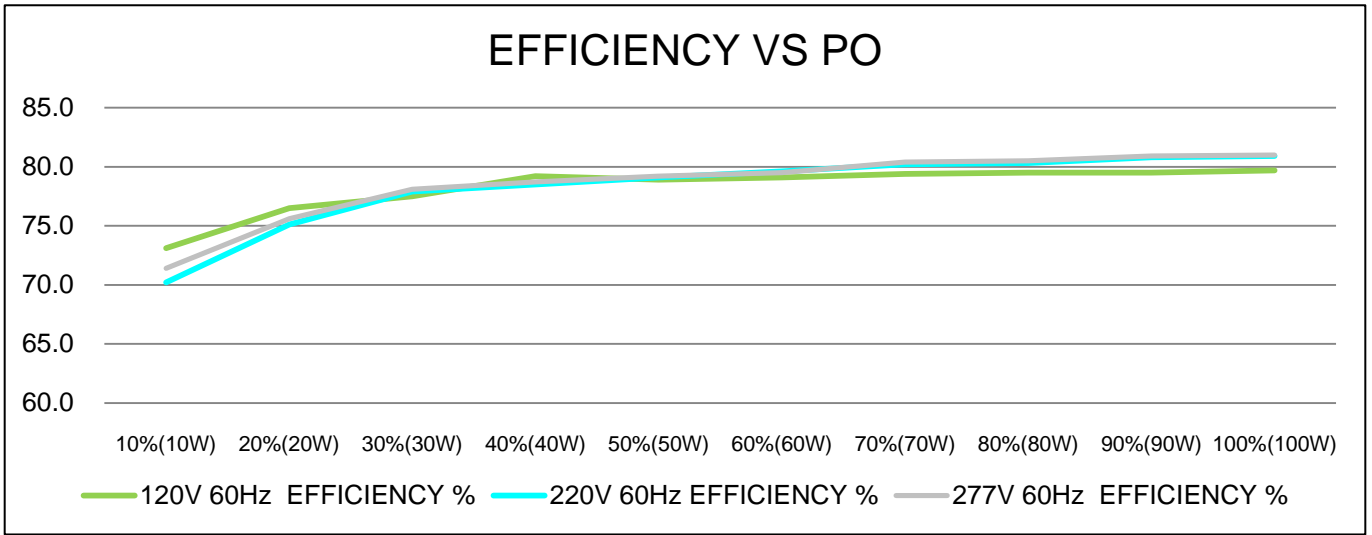
3. EMC / Protection / Compliance

Conducted and Radiated EMI		FCC CFR Title 47 Part 15 Class B and EN55022(CISPR 22) Class B compliant			
Immunity Compliance	ESD (Electrostatic Discharge)	IEC61000-4-2	6 kV contact discharge, 8 kV air discharge, level 3		
	Electrical Fast Transient	IEC61000-4-4	± 2 kV on AC power port for 1 minute, ± 1 kV on signal/control lines		
	Surge	IEC61000-4-5	± 2 kV line to line/ ± 2 kV line to earth on AC power port, ± 0.5 kV for outdoor cables		
Transient Protection	Ring Wave		ANSI/IEEE c62.41-1-2002 & c62.41-2-2002 category A, 2.5kV ring wave		

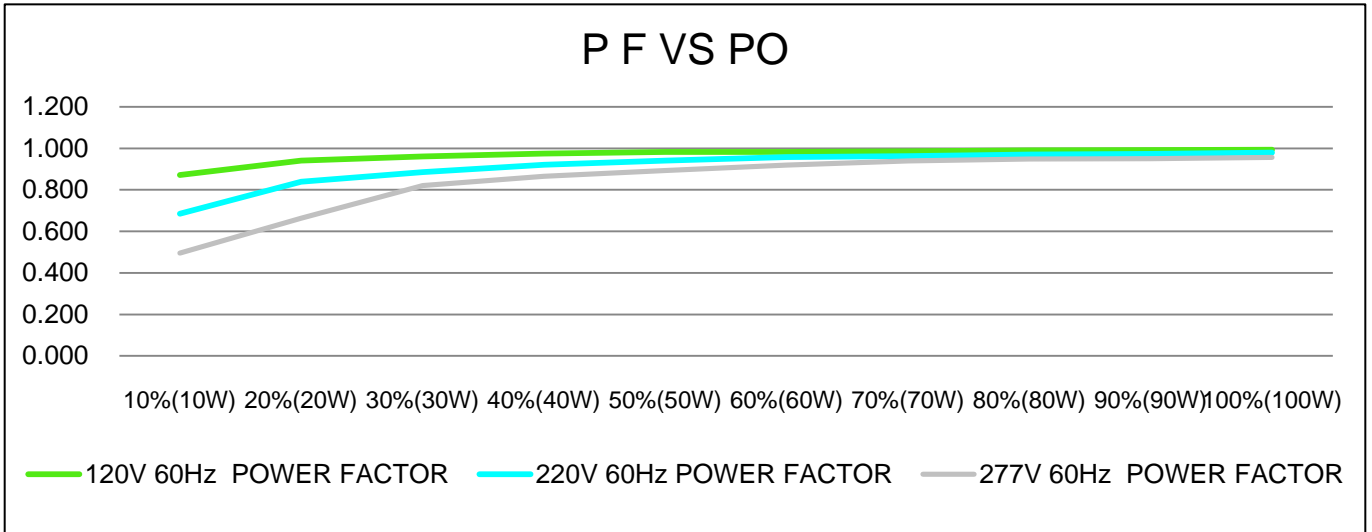
THD of the driver VS Power Output (W)



Efficiency of the driver VS Power Output (W)



Power Factor VS Power Output (W)



Lout of the driver VS Dim Voltage

